

Dear Customer,

in this document, we want to give you a little introduction to the ordering process at BrickLink ®. It should be easier to buy the parts you need after reading.

To open our files, you need the Excel program and an Adobe Reader. If you do not already have these programs installed on your computer, you can use the following links to download the free trial versions.

Microsoft Excel 2010:

http://www.chip.de/downloads/Microsoft-Excel-2010_58534330.html

Adobe Reader:

http://www.chip.de/downloads/Adobe-Reader_12998358.html


If all conditions are right for the proper use of our files please continue.

Custom_PAK40 [Kompatibilitätsmodus] - Microsoft Excel

Start Einfügen Seitenlayout Formeln Daten Überprüfen Ansicht Entwicklertools Add-Ins Acrobat

Einfügen F B U Schriftart Ausrichtung Zahl Bedingte Formatierung Als Tabelle Zellenformatvorlagen Löschen Format Zellen Sortieren und Filtern Suchen und Auswählen Bearbeiten

A1

A	B	C	D	E	F	G	H	I	L
1	Bauanleitung / Building Instruction CUSTOM PAK-40 Artillery								
2	Doppelklick auf das Bild / Doubleclick to the Image								
3									
34	Bricklist: Bricklist				Unsere Homepage: www.CustomBricks.de				
36	XML - Code: XML-Code								

1. Instructions - the embedded PDF document, where you find the "step by step" instruction, will accompany you through the instruction.
2. Brick list - here you can get a first overview of the parts needed for building the selected model.
3. XML-Code - with the code you can create a "shopping list" for the selected model on www.Bricklink.com.

Ordering the required parts:

For an easy order, please proceed as follows:

1. Open the document in our Excel XML tab and highlight the contents of line 10 to the specified line (always the end).

Instructions'. Row 288 contains 'Bricklist: [Bricklist](#)'. A dashed line is drawn between rows 15 and 275. An arrow points from the text 'Indication of the line' to the text 'Copy the text from line 10 to 283' in row 5. Another arrow points from the text 'Indication of the line' to the text 'Copy the text from line 10 to 283' in row 5. A third arrow points from the text 'Indication of the line' to the text 'Copy the text from line 10 to 283' in row 5."/>

Indication of the line

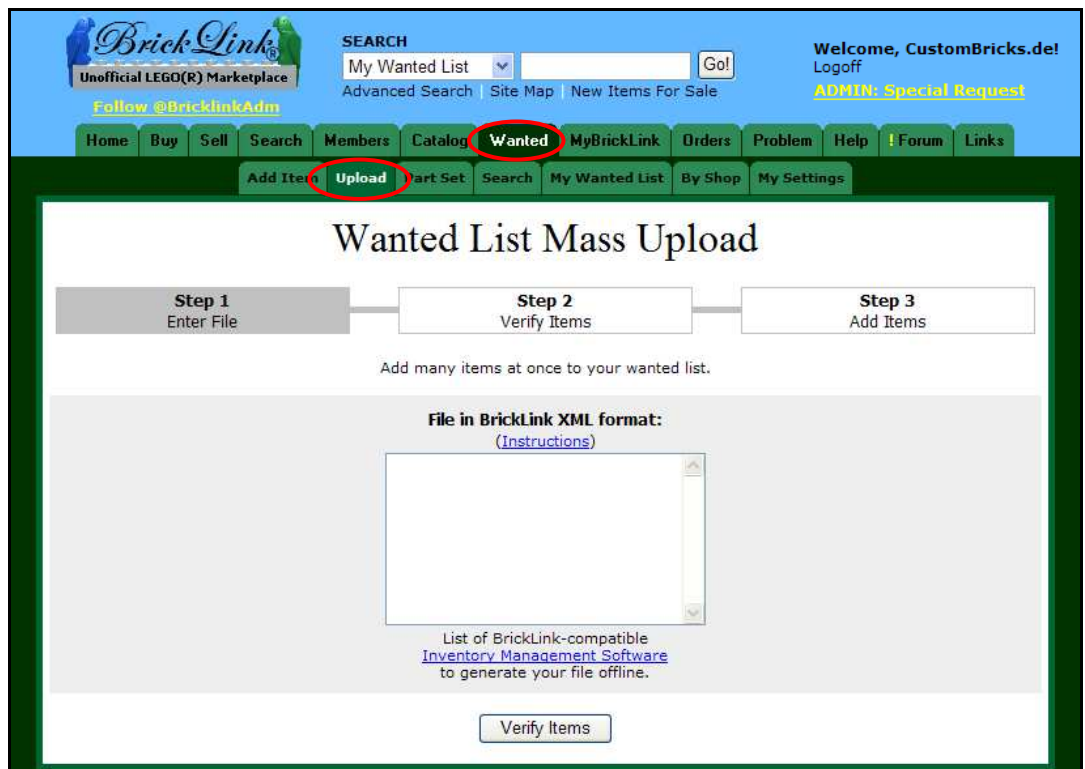
1. Press "Strg + c" (copy) on the keyboard.
2. Click on the link - www.Bricklink.com

Your browser will give you the site where you can insert the code.

3. Register as a new "Member" and follow the instructions to register or log in to your existing account.



4. Open "Wanted"
5. Click "Upload"



6. Click in the white box and press "Strg + v " (paste)
and approve "Verify Items"

7. You will find a list with all parts you need.

BrickLink
Unofficial LEGO(R) Marketplace
Follow @BricklinkAdm

SEARCH
My Wanted List Go!
Advanced Search | Site Map | New Items For Sale




Welcome, CustomBricks.de!
Logout
[ADMIN: Special Request](#)





Home Buy Sell Search Members Catalog **Wanted** MyBrickLink Orders Problem Help ! Forum Links

Add Item Upload Part Set Search My Wanted List By Shop My Settings

Wanted List Mass Upload

Step 1 Enter File — Step 2 Verify Items — Step 3 Add Items

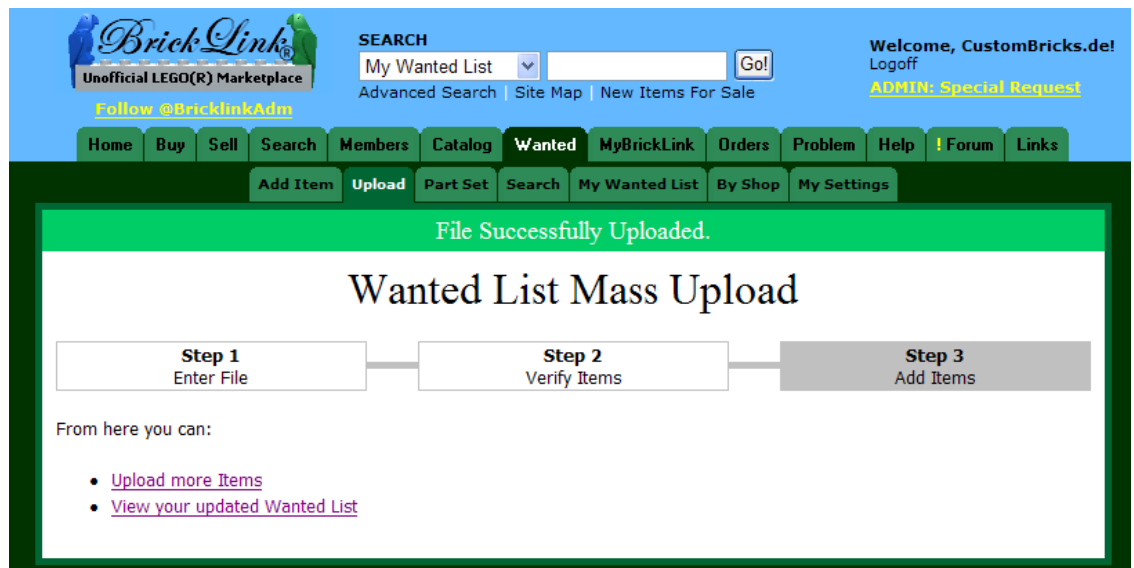
	Image	Notify	Condition	Min Qty	Max Price	My Remarks
1.		Light Bluish Gray Antenna 1 x 4 - Flat Top	-	2	-	-
This item will be added to my Main Wanted List.						
2.		Light Bluish Gray Bar 1 x 3 with Clip and Stud Receptacle (Robot Arm)	-	1	-	-
This item will be added to my Main Wanted List.						
3.		Light Bluish Gray Bar 1L with Clip Mechanical Claw, Cut Edges and Hole on One Side	-	2	-	-

31.		Black Tire Offset Tread	-	2	-	-
This item will be added to my Main Wanted List.						
32.		Light Bluish Gray Wedge, Plate 3 x 2 Left	-	2	-	-
This item will be added to my Main Wanted List.						
33.		Light Bluish Gray Wedge, Plate 3 x 2 Right	-	2	-	-
This item will be added to my Main Wanted List.						
34.		Light Bluish Gray Wheel 18mm D. x 8mm with Fake Bolts and Shallow Spokes	-	2	-	-
This item will be added to my Main Wanted List.						

34 Unique Lots ready to be uploaded into your wanted list.

8. Confirm with "Upload File"

9. Now this appears



If you want to order another model, you can click on "Upload more items" and repeat the process or proceed directly to your Order List "View ... Wanted list"

You'll be redirected to "My Wanted list".

Here you will be shown the different categories of parts and its containing positions (lots).

If you already have some of the needed parts and do not want to order these again, I will tell you briefly how to edit this list accordingly at point 11.

If you don't want to do these go on with point 12.

10. In "My Wanted List", you can edit all parts.

a. To do so, click "Edit Only"

The screenshot shows the 'My Wanted List' page on BrickLink. The page has a blue header with the BrickLink logo and navigation links. The main content area is titled 'My Wanted List' and includes a search bar and a 'Show In Stores Counts' link. Below this, there's a section for 'Items On My Wanted List' with a table of parts. The 'Parts' category is selected, and the 'Edit Only' link is circled in red. To the right, there's a section for 'Add New Wanted List' with a form to create a new list.

Categories	Items
<input type="checkbox"/> Parts	Show All Edit Only
<input type="checkbox"/> Antenna	1
<input type="checkbox"/> Bar	5
<input type="checkbox"/> Brick, Modified	3
<input type="checkbox"/> Cone	1
<input type="checkbox"/> Minifig, Body Wear	1
<input type="checkbox"/> Minifig, Utensil	3
<input type="checkbox"/> Panel	1
<input type="checkbox"/> Plate	3
<input type="checkbox"/> Plate, Modified	3
<input type="checkbox"/> Slope	1
<input type="checkbox"/> Tap	1
<input type="checkbox"/> Technic	1
<input type="checkbox"/> Technic, Brick	1
<input type="checkbox"/> Technic, Pin	1
<input type="checkbox"/> Tile	3
<input type="checkbox"/> Tile, Modified	1
<input type="checkbox"/> Tire & Tread	1
<input type="checkbox"/> Wedge, Plate	2
<input type="checkbox"/> Wheel	1

Total 34 items in my Wanted List.

[Delete All Items in Selected Categories](#)

Add New Wanted List:

New Wanted List Name:

[Add New Wanted List](#)

b. If you put a tick into the appropriate categories in the box next to the left and click "Delete All Items ..." all those parts will be deleted (not recommended!).




- a. You will see a detailed listing of the parts. If you want to edit one of those click left hand side on [Edit]

My Wanted List: Parts

Sort By: Color, Item Name Up Stores: Best Price Per Pg: 20 Show Items For Sale Go!

34 Items Found. Page 1 of 2 (Showing 20 Items Per Page)

[Previous] 1 [2] [Next]

Image	Notify	Condition	Min Qty	Max Price	My Remarks	Delete	Query Shops	
	[Edit]	Black Bar 3L	<input type="checkbox"/>	N/A	2	EUR		<input type="checkbox"/>
	[Edit]	Black Minifig, Utensil Telescope	<input type="checkbox"/>	N/A	1	EUR		<input type="checkbox"/>
	[Edit]	Black Minifig, Utensil Tool Box Wrench - 6-Rib Handle	<input type="checkbox"/>	N/A	1	EUR		<input type="checkbox"/>


- b. You get all the information about the selected component and you can select it according to your wish. Below you find a small list

My Wanted List: Wanted Item ID 24891693

Sort By: Color, Item Name Up Stores: Best Price Per Pg: 20 Show Items For Sale Go!

1 Item Found. Page 1 of 1 (Showing 20 Items Per Page)

[Previous] 1 [Next]

Image	Notify	Condition	Min Qty	Max Price	My Remarks	Delete	Query Shops
	<input type="checkbox"/>	1 N/A	2	EUR		4 <input type="checkbox"/>	<input type="checkbox"/>
		Item Type:	Item No:	3 Color:			
		Part	87994	Black			

[Previous] 1 [Next]

[Submit Changes](#)

Type (blank) into Qty desired or Max Price to be notified regardless of quantity or price.

* in the **SV** column indicates additional discount for purchase of higher quantity (tiered pricing)

- 1 condition of the brick, N=new, A=used , N/A will show you both
- 2 the amount of the component you have to order
- 3 the color
- 4 delete component
- "Submit Changes" save your change

11. At "My Settings" you have to choose your country and click on "Anywhere"

BrickLink
Unofficial LEGO(R) Marketplace
Follow @BricklinkAdm

SEARCH
My Wanted List [Go!]
Advanced Search | Site Map | New Items For Sale

Welcome, CustomBricks.de!
Logoff
ADMIN: Special Request

Home Buy Sell Search Members Catalog **Wanted** MyBrickLink Orders Problem Help ! Forum Links

Add Item Upload Part Set Search My Wanted List **By Shop** **My Settings**

My Wanted List Settings

[My Default Add Wanted Item Options](#)

My Notification Options:

- ☐ E-Mail Me Wanted Notifications for All Items on My Wanted List for which I Requested to be Notified by E-Mail ?
- ☒ Exclude Items in Stores which Do Not Ship to Me from View and E-Mail Notifications
 indicate whether or not the seller ships to me.
- ☐ Exclude Items in Stores which are on [My Least Favorite Stores List](#) from View and E-Mail Notifications
- ☒ Exclude Items in [Stores which StopListed Me](#) from View and E-Mail Notifications
 indicates a seller who stoplisted me.

My Wanted List Max Prices are in

When changing your wanted list currency, the system doesn't adjust your prices. You must adjust them manually. When changing from ex. USD to EUR, item with max price of 1 USD will become 1 EUR.

In View and E-Mail Notifications, Include only Items in Stores which are Located:

☒ Anywhere ☐ In Country: ☐ In Region:

[Save Settings](#)

Your settings will stay in effect when you are logged in.

And then click "Save Settings"

12. In the "Shop By" you get a list of vendors, sorted by "Sort By" (more about this on the next page).

BrickLink
Unofficial LEGO(R) Marketplace
Follow @BricklinkAdm

SEARCH
My Wanted List [Go!]
Advanced Search | Site Map | New Items For Sale

Welcome, CustomBricks.de!
Logoff
ADMIN: Special Request

Home Buy Sell Search Members Catalog **Wanted** MyBrickLink Orders Problem Help ! Forum Links

Add Item Upload Part Set Search My Wanted List **By Shop** My Settings

My Wanted Items By Shop

[My Wanted List Settings](#) | [Show Multiple Selections](#)

In: Sort By: [Go!]

1,515 Stores Found. Page 1 of 31 (Showing 50 Stores Per Page)

[Previous] 1 [2][3][4][5][6][7][8][9][10][Next]

You can make various sorts:

- a. Store Name
- b. Store Location
- c. Min Buy
- d. Lots (Total)
- e. Lots (Unique)
- f. Items

Choose the option **e** and click “Go”.

13. Now you can choose a shop. The first is not always the best or the cheapest supplier ... Compare initially randomly a few parts and then decide where you make your first purchase.

BrickLink
Unofficial LEGO(R) Marketplace
Follow @BricklinkAdm

SEARCH
My Wanted List [Go!]
Advanced Search | Site Map | New Items For Sale

Welcome, CustomBricks.de!
Logoff
ADMIN: Special Request

Home Buy Sell Search Members Catalog **Wanted** MyBrickLink Orders Problem Help ! Forum Links

Add Item Upload Part Set Search My Wanted List **By Shop** My Settings

My Wanted Items By Shop [My Wanted List Settings](#) | [Show Single Selections](#)

Sort By: Lots (Unique) Include Items In: ☒ My Wanted List (34) [Go!]

1,449 Stores Found. Page 1 of 29 (Showing 50 Stores Per Page)

[Previous] 1 [2] [3] [4] [5] [6] [7] [8] [9] [10] [Next]

Store Name	Store Location	Lots (Unique)	Items	Min Buy
ACME-Industries -SALE!!!- (5789)	Germany	26 (26)	34,550	EUR 10.00
De lütte Steene Deel (3487)	Germany	23 (23)	5,692	EUR 10.00
Doktorys (719)	Germany	28 (23)	1,957	-
Brick Takeover (11299)	Germany	28 (23)	47,969	EUR 3.00
44 Bricks (4547)	Germany	28 (23)	8,058	EUR 10.00
SteinAufStein-Shop.de (257)	Germany	25 (23)	2,964	EUR 5.00
Dreambricks (2346)	Germany	73 (22)	54,117	EUR 5.00
Munich-Bricks (6019)	Germany	23 (22)	18,673	EUR 5.00
wichtel10000 (8457)	Germany	22 (21)	35,369	EUR 20.00
A-Z International (10067)	Germany	19 (19)	3,728	~EUR 7.61
Marlenes Spiel und Steine (1469)	Germany	20 (19)	13,524	EUR 5.00

14. If you have chosen a shop click "Auto Fill Cart min" and all the parts available on this site will be noted in the appropriate quantity.

Home: All Stores: De lütte Steene Deel

BrickLink
Unofficial LEGO® Marketplace

Location: Germany, Niedersachsen
Seller Ships To Me

Buy Splash Store Terms Register MyBrickLink My Settings Help Contact Store Disclaimer

View Cart Empty Cart Checkout

SEARCH Store: Go!

Show All Items: 6711 Lots (Newest)
Show All Items this store has on my Wanted List (All Items)

Sets: by Category: Show All

(Other) (8) Holiday (3)
Advent (3) Police (1)
Airport (1) Service Packs (1)
Alien Conquest (10) Space (19)
Basic Model (1) Star Wars (3)
City (18) Supplemental (3)
Construction (2) Town (18)
Creator (4) Toy Story (4)
Fire (1) Traffic (14)
Galaxy Squad (9) Train (1)

Parts: by Category: Show All

(Other) (3,662) Minifig, Torso Assembly (1,446)
Aircraft (359) Minifig, Utensil (11,470)
Animal, Accessory (788) Minifig, Weapon (5,205)
Animal, Air (77) Motor, Non-Electric (5)
Animal, Body Part (6,415) Panel (7,673)
Animal, Dinosaur (76) Panel, Decorated (4)
Animal, Land (1,591) Paper (48)
Animal, Water (411) Plant (2,216)
Antenna (590) Plant, Tree (25)
Bar (3,588) Plastic (55)
Baseplate (14) Plate (46,608)
Belville (84) Plate, Modified (42,206)
Belville, Figure Accessory (5) Plate, Round (57,166)
Bionicle (723) Pneumatic (109)
Bionicle, Kanohi Mask (2) Propeller (1,015)
Boat (148) Riding Cycle (102)
Bracket (5,107) Road Sign (234)
Brick (69,655) Rock (2,069)
Brick, Arch (4,975) Roof (64)
Brick, Decorated (468) Rubber Band & Belt (7)
Brick, Modified (23,077) Scale (143)
Brick, Modified, Decorated (81) Scale, Figure Accessory (28)

Store Items: Items On My Wanted List

23 Lots Found. Page 1 of 3 (Showing 10 Lots Per Page) --- [My Settings | Auto-Fill Cart Min | Turn Off Auto-Fill]

Prices shown include 19% VAT.
Assumed shipping destination: Germany

Image	Condition	Description	Buy ?
	New	Black Bar 3L All Store Items: Parts: Bar: 87994	Qty: 20 Each: EUR 0.53 (Incl. 19% VAT) Add to Cart: 8 My Wanted Qty: 8
	New	Black Minifig, Utensil Telescope All Store Items: Parts: Minifig, Utensil: 64644	Qty: 173 Each: EUR 0.18 (Incl. 19% VAT) Add to Cart: 4 My Wanted Qty: 4
	New	Dark Blush Gray Minifig, Utensil Binoculars Town All Store Items: Parts: Minifig, Utensil: 30162	Qty: 95 Each: EUR 0.04 (Incl. 19% VAT) Add to Cart: 8 My Wanted Qty: 8

Scroll down and press "Add Selected...to Cart"

Home: All Stores: De lütte Steene Deel

BrickLink
Unofficial LEGO® Marketplace

Location: Germany, Niedersachsen
Seller Ships To Me

Buy Splash Store Terms Register MyBrickLink My Settings Help Contact Store Disclaimer

View Cart Empty Cart Checkout

Cart: 60 Items in 10 Lots, EUR 10.72

SEARCH Store: Go!

Show All Items: 6711 Lots (Newest)
Show All Items this store has on my Wanted List (All Items)

Sets: by Category: Show All

(Other) (8) Holiday (3)
Advent (3) Police (1)
Airport (1) Service Packs (1)
Alien Conquest (10) Space (19)
Basic Model (1) Star Wars (3)
City (18) Supplemental (3)
Construction (2) Town (18)
Creator (4) Toy Story (4)
Fire (1) Traffic (14)
Galaxy Squad (9) Train (1)

Parts: by Category: Show All

(Other) (3,662) Minifig, Torso Assembly (1,446)
Aircraft (359) Minifig, Utensil (11,470)
Animal, Accessory (788) Minifig, Weapon (5,205)
Animal, Air (77) Motor, Non-Electric (5)
Animal, Body Part (6,415) Panel (7,673)
Animal, Dinosaur (76) Panel, Decorated (4)
Animal, Land (1,591) Paper (48)
Animal, Water (411) Plant (2,216)
Antenna (590) Plant, Tree (25)
Bar (3,588) Plastic (55)
Baseplate (14) Plate (46,608)
Belville (84) Plate, Modified (42,206)
Belville, Figure Accessory (5) Plate, Round (57,166)
Bionicle (723) Pneumatic (109)
Bionicle, Kanohi Mask (2) Propeller (1,015)
Boat (148) Riding Cycle (102)
Bracket (5,107) Road Sign (234)
Brick (69,655) Rock (2,069)
Brick, Arch (4,975) Roof (64)
Brick, Decorated (468) Rubber Band & Belt (7)
Brick, Modified (23,077) Scale (143)
Brick, Modified, Decorated (81) Scale, Figure Accessory (28)

Item was successfully added to shopping cart.

Qty: 45
Each: EUR 0.19
(Incl. 19% VAT)
Add to Cart: 8
In Cart: 8
My Wanted Qty: 8

Item was successfully added to shopping cart.

Qty: 278
Each: EUR 0.15
(Incl. 19% VAT)
Add to Cart: 4
In Cart: 4
My Wanted Qty: 4

Item was successfully added to shopping cart.

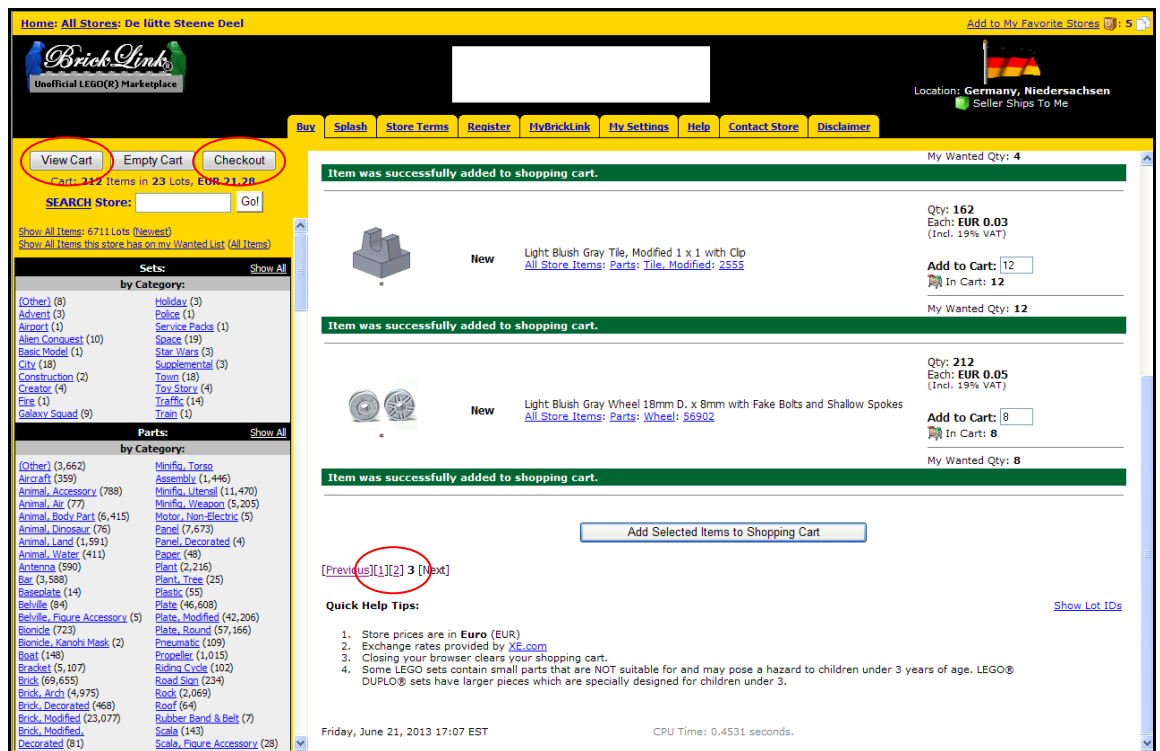
Qty: 38
Each: EUR 0.34
(Incl. 19% VAT)
Add to Cart: 4
In Cart: 4
My Wanted Qty: 4

Add Selected Items to Shopping Cart

[Previous] 1 [2][3][Next]

In the upper left corner the parts you can buy will be counted. More about that later!

15. Now go to the next page and confirm again with "... Add Selected To Cart". Until you have confirmed all the pages.
16. Now go up into your ordering area "View Cart".



Check the components. If any are shown twice, which may be due to the setting of "N / A", just delete one of the two lots (set hook, scroll down, press). You can also set multiple hooks and finally confirmed.

Then go to "Checkout" and complete your purchase. Choose a payment method, possibly a shipping request and confirm the bottom again.

17. After completing your order, click in the top at the left side (above the BrickLink logo) "Home" and now go to "Orders"



18. Now go to "Place My Order" and open the order by clicking on the 7-digit order ID.

19. Here you have a list of the parts you have purchased in the selected store. Now open another browser window! Login again to www.Bricklink.com.

20. Now you have to "Wanted" and "My Wanted List", as described in section 11, remove all the parts already bought. Just as in b., set the hook on DELETE and confirm again. So you have to deal with all the parts you have already purchased.

21. Afterwards start again at point 14.

Unfortunately, not all stores have all the parts you need to build a model, the larger the model; the more this process must be repeated.

The first time this is all still a bit tedious, but if you rebuild a second, third ... model, you will be faster. Once again practice makes perfect;-)

If all of this is too difficult, write us an e-mail, we have now given up more than 500 orders and therefore we have a lot of practice. So we offer our customers that we do the order for them.



We wish you lots of fun assembling your model
and of course with the finished model.

Homepage: www.custombricks.de

Email.: al.ludewig@gmx.de